

ISLEVER

# M6040-426

IBM SurePOS 700 Series Models 745, 775,  
and 785 Sales Mastery Exam

DEMO

<https://www.islever.com/m6040-426.html>

<https://www.islever.com/ibm.html>

For the most up-to-date exam questions and materials, we recommend visiting our website, where you can access the latest content and resources.

---

**QUESTION NO: 1**

What are two examples of information that Light-Path Management can send upstream?

- A. disk usage rates
- B. element fault isolation
- C. environmental variables
- D. system maintenance records

**Answer: B,C**

**Explanation:** B:Aid to service personnel to quickly diagnose system faultsC:Ability to pass more information (like environmentalvariables) to a management tool (RMA)

**QUESTION NO: 2**

Which statement about the Remote Management Agent is true?

- A. It is licensed on a per device basis.
- B. It allows retailers to offer zero-inventory products.
- C. It is available as an optional plug-in for IBM Director.
- D. It allows customers to proactively monitor critical devices.

**Answer: D**

**Explanation:** SurePost 700 managements tools includeIBM RemoteaManagement AgentandIBM Director.

**QUESTION NO: 3**

Which feature comes standard with the SurePOS C85?

- A. 4GBDDR3
- B. 64 GB SSD
- C. SurePorts
- D. DVD burner

**Answer: D**

**Explanation:** \*SATA DVD-R/W option (Standard on C85)

\*4900-C85

The controller offering provides a comprehensive back-office hardware solution designed for the

---

high-demand retail environment. The controller is based on the performance model, equipped with a standard configuration that adapts to a server environment by including an optical drive(D)and removing the SurePorts(not C). The Intel Core i3 2120 and the Celeron Dual Core G540. 500 GB SATA HDD standard, 2 GB DDR3 base memory and integrated RAID support standard and no SurePorts. In the US the system ships with a PC 101-key keyboard.

**QUESTION NO: 4**

What is an advantage of solid state drives over hard disk drives?

- A. Solid state drives draw less power.
- B. Solid state drives offer greater capacity.
- C. Solid state drives have a longer lifespan.
- D. Solid state drives cost less per gigabyte.

**Answer: A**

**Explanation:** SSDs use significantly less power at peak load than hard drives, less than 2W vs. 6W for an HDD.





**QUESTION NO: 5**

Which feature of SurePOS 700 systems allows customers to mix and match connectivity options based on their required peripherals?

- A. Sure Ports
- B. Cable Arm
- C. PCI Adapter
- D. Integration Tray

**Answer: A**

**Explanation:** IBMSurePortsfor connectivity options:

SurePorts	Optional top row			
	Base	Powered USB	RS-485	RS-232
				
Cash drawer	2			
Powered USB 2.0 (12 V)	2	5		
Powered USB 2.0 (24 V)	1			
RS-485 port 5 keyboard			1	
RS-485 port 4 customer display			1	
RS-485 port 7 printer††			1	
RS-485 port 9 customer display/scanner	1		1	
Powered RS-232 (12 V or 5 V)§§				3 (15-pin or 9-pin)

**QUESTION NO: 6**

Which statement about the cable arm is true?

- A. It must be used with an integration tray.
- B. The same arm is used for the 775 and 785 models.
- C. It is an option for only the low profile covers.
- D. It enables I/O cable disconnection from the front.

**Answer: D**

**Explanation:** Optional Cable Management Arm, allows for total front access of system service tray and cables. Recommended for additional reduction in service time.

An optional cable arm provides complete front-side access to rear cabling without having to move the system unit from its normal position at the POS, further enhancing serviceability.



**QUESTION NO: 7**