

ISLEVER

# 9L0-827

Final Cut Pro 7 End User Exam Level One

DEMO

<https://www.islever.com/9l0-827.html>

<https://www.islever.com/apple.html>

For the most up-to-date exam questions and materials, we recommend visiting our website, where you can access the latest content and resources.

---

**QUESTION NO: 1**

Which actions allow you to open the Edit Marker dialog for a sequence marker?

(Select all that apply)

- A. Command-double-click the marker.
- B. With the playhead on the marker, press M.
- C. Control-click the marker.

**Answer: A,B**

**Explanation:**

**QUESTION NO: 2**

Which keyboard shortcut allows you to view the entire sequence within the Timeline window?

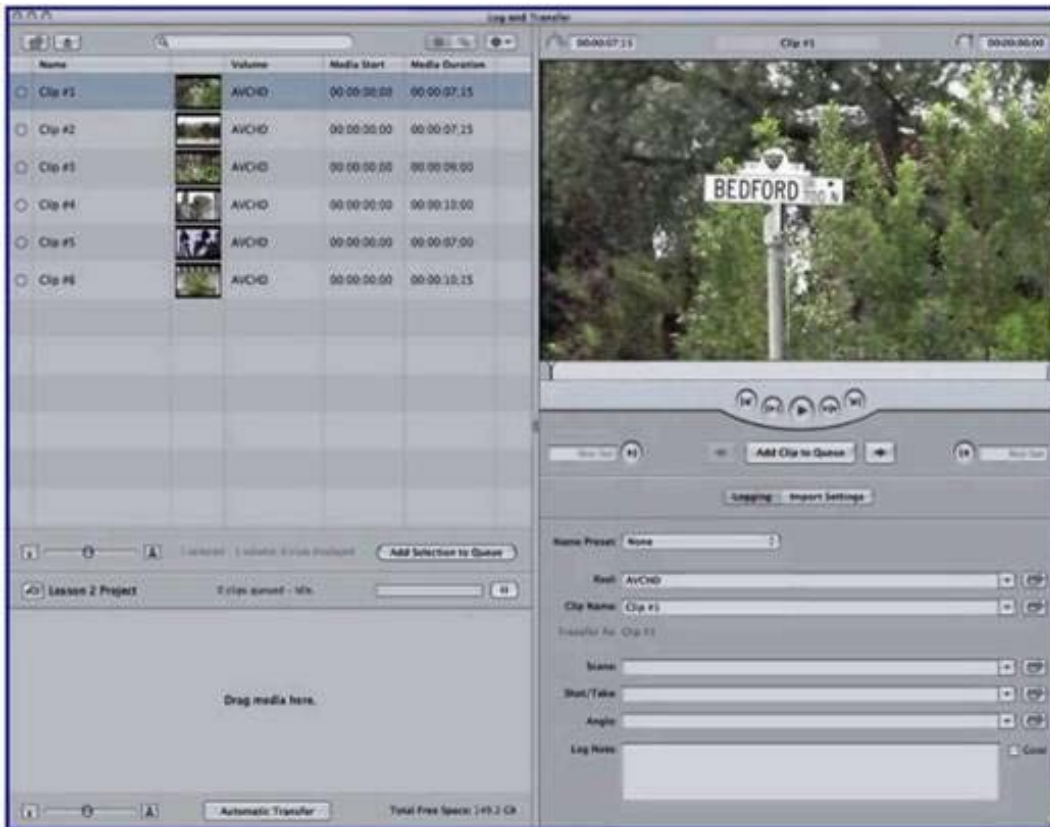
- A. Command-Z
- B. Control-Z
- C. Option-Z
- D. Shift-Z

**Answer: D**

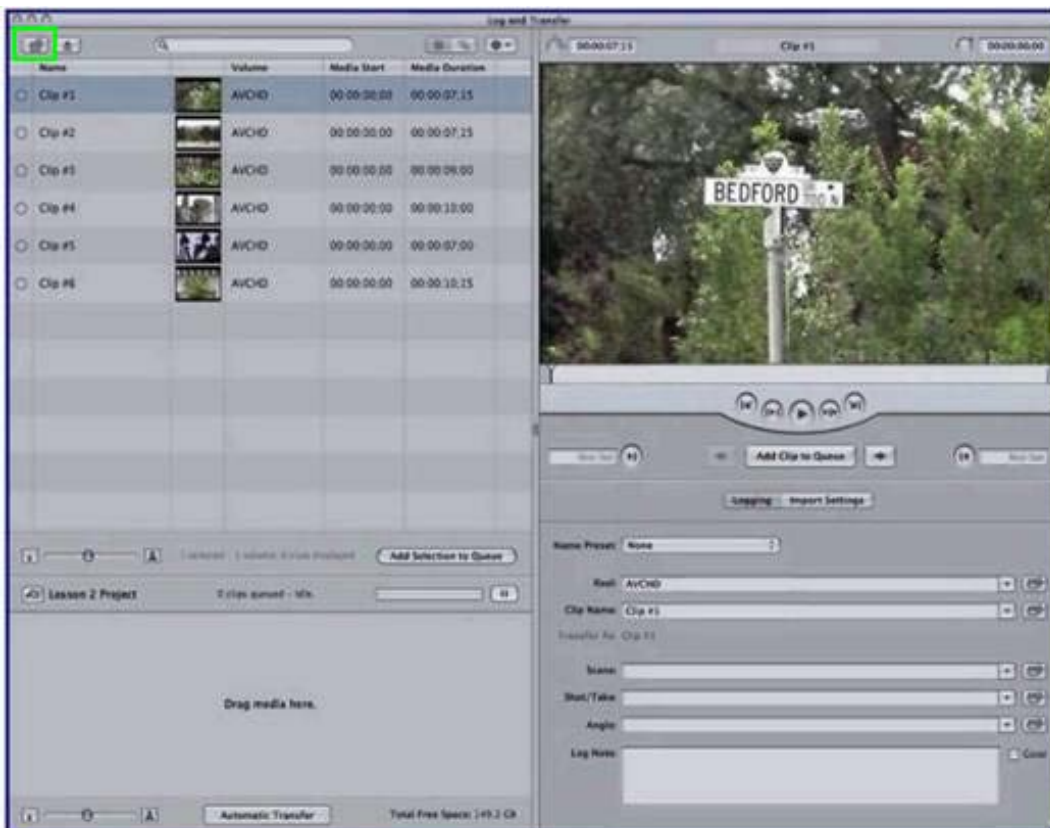
**Explanation:**

**QUESTION NO: 3 HOTSPOT**

In the Log and Transfer window below, click the icon that allows you to choose the Apple ProRes format for converting AVCHD footage.



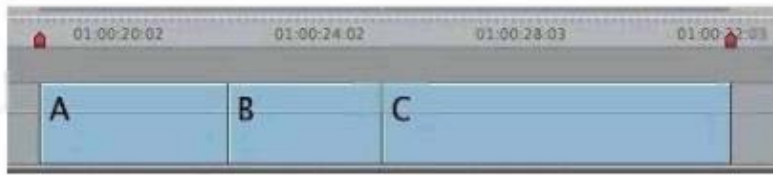
Answer:



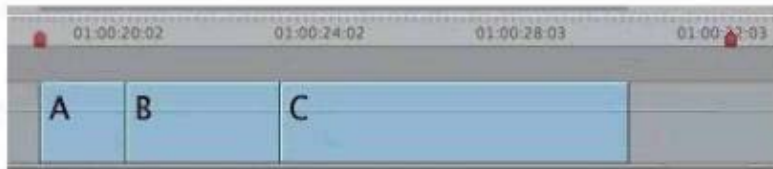
---

**QUESTION NO: 4**

Before



After



Which tool would perform the Before/After edit scenario shown above with the least amount of clicks or keystrokes?

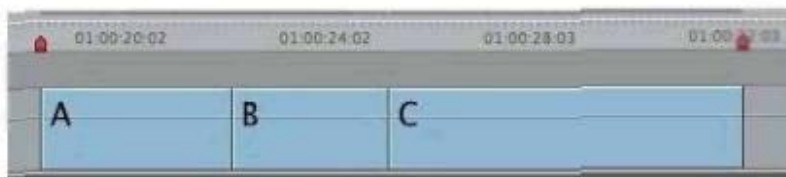
- A. Ripple
- B. Roll
- C. Slide
- D. Slip

**Answer: A**

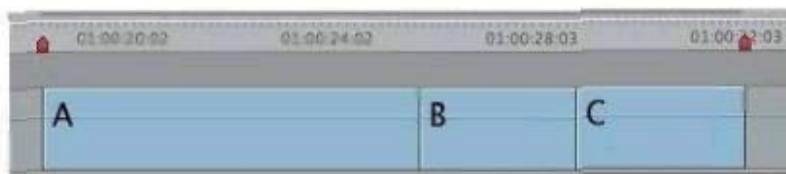
**Explanation:**

**QUESTION NO: 5**

Before



After



Which tool would perform the Before/After edit scenario shown above with the least amount of clicks or keystrokes? (NOTE: Two edit points changed simultaneously.)